



CUSTOMIZABLE DISPLAY



Thin chassis



Customizable front Panel




Wide Range Power Input



Frontal USB Port

MODEL	WLT-116	WLT-116F
I/O		
VGA	1	
DVI-D	1	
USB	2x USB 2.0	
OTHERS	USB front panel	
DISPLAY TYPE		
DISPLAY TYPE	15.6" TFT-LCD 16:9	
MAX RESOLUTION	1366x768	1920x1080 (F)
MAX COLOR	16.7M	
BRIGHTNESS (cd/m ²)	400	500
VIEW ANGLE (H°/V°)	160/160	
CONTRAST	500:1	1000:1
TOUCHSCREEN		
TYPE	Resistive (R)	
INTERFACE	USB	
LIGHT TRANSMISSION	Resistive: 80	
POWER		
POWER INPUT	9 ~ 36V DC	
POWER CONSUMPTION	30W MAX.	
MECHANICAL		
CONSTRUCTION	Aluminium chassis with customizable font	
IP RATING	IP65 Front Panel	
MOUNTING	Panel Mounting	
DIMENSIONS (mm)	410 x 255 x 66	
NET WEIGHT (kg)	4.5	
ENVIRONMENT		
OPERATING TEMPERATURE	0 ~ 50° C	
STORAGE TEMPERATURE	-20 ~ 70° C	
STORAGE HUMIDITY	10 ~ 90% @40 non-condensing	
ORDERING		
WLT-116	Monitor Wide 15.6", Resistive TS, 1366x768, PW 9-36V DC	
WLT-116F	Monitor Wide 15.6", Resistive TS, 1920x1080, PW 9-36V DC	



WLT-116

