


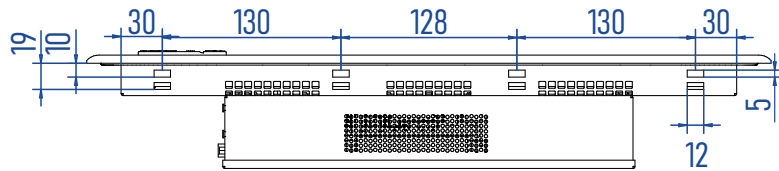
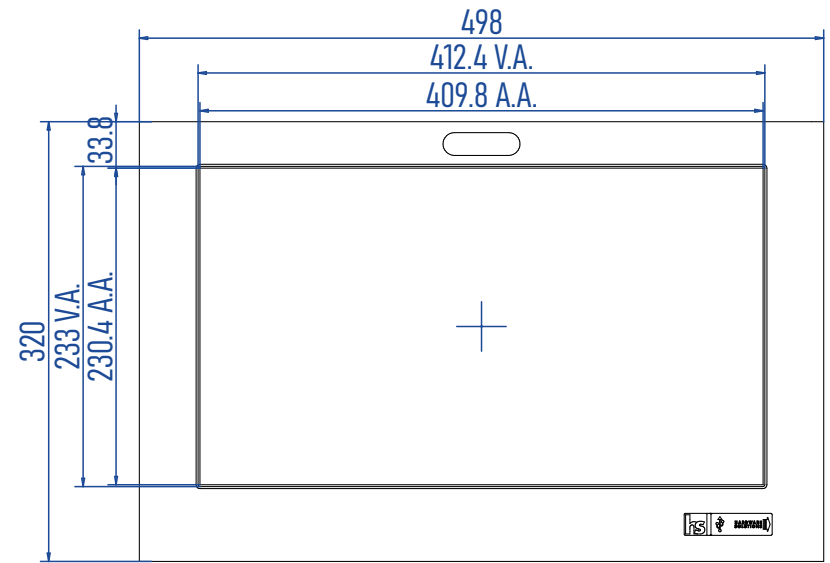
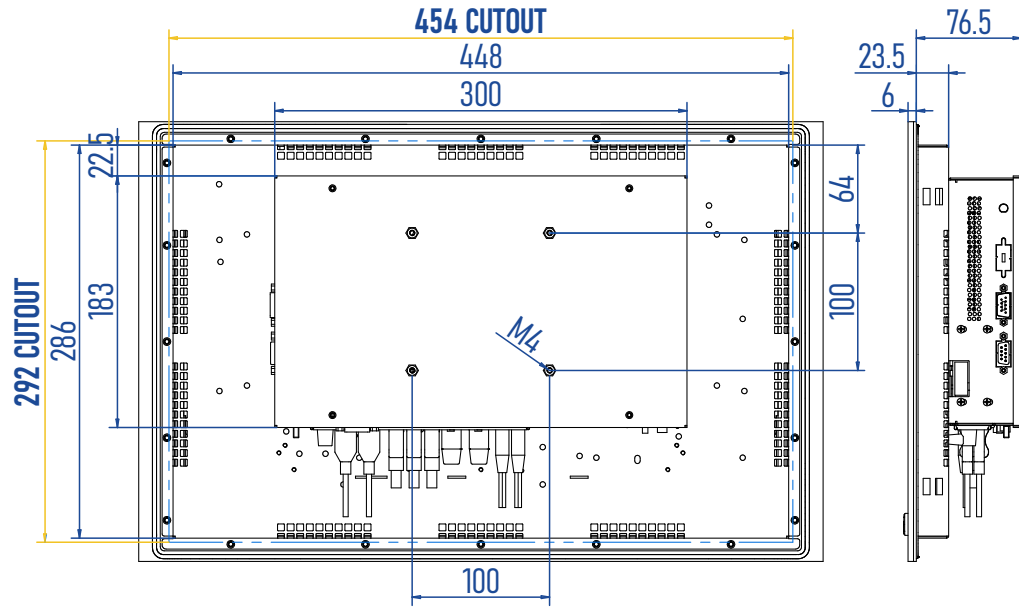
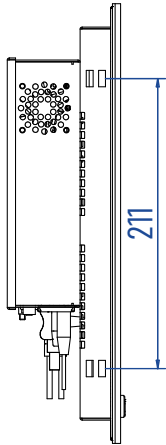
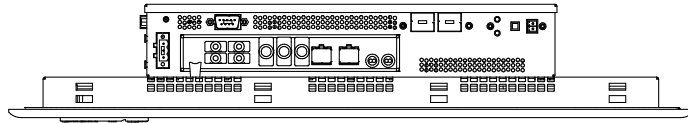
ALUMINIUM PANEL PC

MECHANICAL	
CONSTRUCTION	Aluminium Front Bezel
MOUNTING	Panel Mount
DIMENSIONS (mm)	498 x 320 x 84
NET WEIGHT (kg)	7.5 kg
IP RATING	IP65 compliant front bezel
CERTIFICATE	CE / FCC Class A
ENVIRONMENT	
OPERATING TEMPERATURE	0 ~ 50° C
STORAGE TEMPERATURE	-20 ~ 70° C
STORAGE HUMIDITY	10 ~ 90 % non-condensing
INQUIRY CODES	
BASIC-918-S8-BT2	18.5" TFT 16:9, 1366x768, 8th Gen. Intel® Core, RST, 9-36V DC, 300cd/m²
BASIC-918-S8WS-BT2	18.5" TFT 16:9, 1366x768, 8th Gen. Intel® Core, RST, 9-36V DC, 2x PCIe x8
BASIC-918F-S8-BT2	18.5" TFT 16:9, 1920x1080, 8th Gen. Intel® Core, RST, 9-36V DC, 300cd/m²
BASIC-918F-S8WS-BT2	18.5" TFT 16:9, 1920x1080, 8th Gen. Intel® Core, RST, 9-36V DC, 2x PCIe x8
NOTE	RAM and Storage capacity must be specified in the inquiry

MODEL	BASIC-918-S8-BT2	
SYSTEM		
CPU	8/9th Gen. Intel® Core™ (Coffee Lake-S), 35W i3-8100T, QC, 3.1GHz i5-8500T, QC, 2.1GHz i7-8700T, QC, 2.4GHz	
SYSTEM CHIPSET	Intel® Q370	
MEMORY	2x 260-pin SO-DIMM, Dual Channel DDR4 2666MHz, max. 64GB	
OPERATING SYSTEM	Windows 10/11®	
GRAPHICS	Coffee Lake integrated graphics	
INTERFACE PORTS		
LAN	2x RJ45 GbE LAN (1x Intel® i219LM, 1x Intel® i210) with 10/100/1000 Mbps	
SERIAL	2x RS232, 2x RS232/422/485	
USB	4x USB 3.1 (Gen1), 4x USB 2.0	
VIDEO	3x DP 1.2, 1x LVDS (or eDP)	
GPIO	4x GPI + 4x GPO	
AUDIO	2x Audio (Mic-In, Line-Out), 1x Speaker Header	
STORAGE		
M.2	1x M.2 (Key M, 2242/2260/2280) with PCIe x4 and SATA3 for SSD	
SATA	2x SATA3 (6Gb/s)	
RAID	Supports Intel® SATA RAID 0/1	
EXPANSIONS		
PCIe	SLIM-918-S8-BT2: N/A SLIM-918-S8WS-BT2: 2x PCIe x8	
Mini-PCIe	1x Full/Half-size with PCIe x1 and USB 2.0	
M.2	1x M.2 (Key E, 2230) with PCIe x1, USB 2.0 and CNVI for Wireless	
DISPLAY		
DISPLAY TYPE	18.5" TFT-LCD 16:9	
MAX RESOLUTION	1366 x 768	1920 x 1080 (F)
MAX COLOR	16.7M	
BRIGHTNESS (cd/m²)	300	
VIEW ANGLE (H°/V°)	85/80	
CONTRAST	1000:1	
TOUCHSCREEN		
TYPE	Resistive (R)	
INTERFACE	USB	
LIGHT TRANSMISSION	Resistive: 80	
POWER		
POWER INPUT	9 ~ 36V DC	
POWER CONSUMPTION	MAX. 60W	
POWER PORTS	1x 3-pin DC power input terminal, 1x 2-pin connector for ON/OFF button	



BASIC-918-S8-BT2



BASIC-918-S8WS-BT2

